




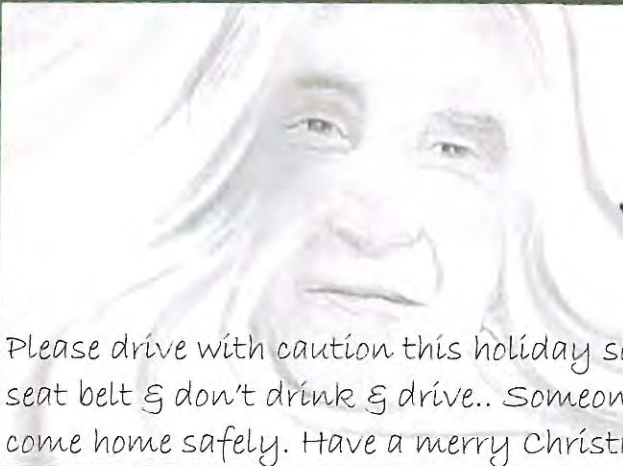
Wahnapitae First Nation Community Newsletter



**Manidoo
Giizisoonhs**
'Little Spirit
Moon'
December 2014

Inside this issue:

Chief and Council / Announcements	2-3
Holiday pages	4-9
WFN at CAMA	10
Cultural Updates	14- 15
Opportunities: Scholar- ships & Employment	16- 27
Community Calendar	28



Please drive with caution this holiday season, ALWAYS wear your seat belt & don't drink & drive.. Someone is counting on you to come home safely. Have a merry Christmas & a happy New Year!

Notice to all WFN Pet Owners— **Dogs on the loose**

Please remember you are legally responsible for your dog and any injuries or damage caused by your dog.

Roaming Pets:

We are not permitted to allow your pet or pets to roam free. You must keep your pet leashed and under control when venturing off your own property. **Thank you to all who have complied with WFN By-Law rules and regulations . . .**



To report suspected animal abuse call 310-SPCA (7722), 1-888-668-7722 or email cruelty@ospca.on.ca or contact Crime Stoppers at 1-800-222-TIPS (8477)



Cold weather and your pets.

If it's too cold for you to go outside, it's too cold for your pet! Exposure to harsh conditions can cause serious illness or death to animals, particularly during periods of freezing rain and rapid temperature fluctuations. Canada's laws require that animals receive adequate shelter and care. Wilful failure to provide adequate shelter could lead to prosecution and a fine, jail sentence or prohibition from having custody of animals.

Keep pets warm

When the temperature drops below freezing, pets should not be left outside for extended periods. Cats, short-coated dogs and puppies are particularly vulnerable in cold temperatures. Keep cats indoors and protect your dogs from frostbite or hypothermia by taking them outside for short periods during cold weather. When bathing your dog during winter months, ensure he is completely dry before taking him outside.

Since puppies are generally less tolerant of cold weather than adult dogs, to housetrain your puppy during frigid temperatures put a jacket or sweater on him when you take him outside on leash with you to the designated "toilet" area. Give him a treat as soon as he is done, and then bring him back inside. If he hasn't shown any signs of needing to "go" after a couple of minutes, bring him inside and supervise to prevent accidents, or crate him (dogs are less likely to soil where they eat or sleep), and then try again a little later.

Avoid car hazards

Never leave your cat or dog alone in a car during cold weather. Cars hold in the cold, acting like refrigerators, which could cause your dog to freeze to death. Also, be aware of cats seeking warmth under vehicle hoods. When the vehicle motor is started, the cat can be injured or killed by the fan belt. Make a point of knocking on the hood or sounding the horn before starting the engine. This will warn away any cats who may be hiding in your vehicle.

Another danger for pets this time of year is ethylene glycol, which is found in antifreeze and brake fluids and is deadly to all animals. It tastes sweet, so animals may ingest it; a very small amount can be fatal. Emergency veterinary care is essential. Always clean up any spills carefully and dispose of the rags as hazardous waste. Be alert for antifreeze spills when out on walks.



Alternative Gift Giving

VOLUNTEER AND DONATE

Giving your time and/or money to worthy causes not only helps your community but gives you a sense of contribution and involvement that is hard to quantify.

Volunteering

It is important for children to help others. Studies show that people who help others are healthier and happier. Children who volunteer enhance their self-esteem as they learn new skills and make new friends. They see themselves as kind people capable of making a difference, and they learn to live a more hopeful life. Volunteer activities help build character and teach social responsibility, greater empathy and compassion. Teach that who you are is more important than what you have.

"Volunteer Coupons": Gift-giving ideas for children

Children want to give their family gifts, too, but limited budgets often make purchases difficult. Let them know that what you really want does not have to come from a store—their time is even more valuable. Maybe helping shovel snow this winter, or vacuuming the house is really the present you are looking for.

Coupon ideas

- Walking the dog after school each day for a period of time.
- Cooking some meals, or offering to help shop and clean up.
- Watching younger brother or sister.
- Commit to extra chores: Housecleaning, shoveling, lawn mowing.
- Make a book of family recipes.
- Putting together a scrap book or family tree.



Charitable donations

The holidays are a great time to make donations to local charities and non-profit organizations. You can donate warm clothes, food and/or money. If you are giving a monetary donation, you could make the donation in the name of someone else — a kind of double-gift. Many people feel good knowing that they are helping out someone during the holidays.

GIVE AN EXPERIENCE

Here's an idea for giving without all of the wrapping: Give an experience. A gift certificate might be just the thing for someone who would like to begin a new hobby or polish the skills they have already learned.

A lot of people would like to try new things, but won't spend the money on themselves. Do Gift certificate ideas:

- Candlelit dinner, Music lessons, Language lessons, Lessons in baking or a hobbycraft, Sports instruction: How about a golf lesson?, A trip, Passes to a museum or special exhibit, Tickets to a play, Give a membership to an aquarium, AAA, etc.

Practical gifts

An experience can also be something that you do for someone. Perhaps you can whip up a gourmet meal or teach someone the secrets behind your special talents. It can be very thoughtful when you see a need and take the time to see that it's filled. Giving a gift certificate for bike repair to someone who bikes a lot encourages a non-polluting way to travel. Or, how about giving gift certificates for balancing and rotating your car tires or for oil changes to keep a car as efficient as possible? You could also offer to repair or do work for someone who can't do it himself or herself.

COMMUNITY POT LUCK STYLE CHRISTMAS FEAST



Friday, December 19, 2014 @ 6 pm

At the Maandosh Gamig Hall

To help coordinate the Community Feast, there will be a list posted at the Band Office for you to add your name and dish that you will be bringing. You can also call any WFN staff person and request them to add to the list for you.

In the spirit of Christmas - Wendy Tyson - CWW



Pow Wow Fundraiser



To be held at the Community Christmas Feast on Friday, December 19, 2014

Penny Table
Touch & Take
50/50 draw



\$300. calendar draw

Donations towards the penny table and touch and take items would be greatly appreciated.
Drop off donations with Wendy or Liz at the band office .

Miigwetch!

Wendy Tyson— on behalf of the Cultural Advisory Committee

Homemade Christmas Decorations



Fruit Slice

Decorating your tree and home with dried fruit is a classic and yummy-smelling way to add rustic flare to your holiday celebrations.

What you'll need.

Orange slices, knife, cutting board, cloves, raffia

Directions.

Cut a large orange into 1/4 inch slices and lay on a food dehydrator or on a baking sheet in your oven on the lowest temperature setting. Leave until completely dried.

Poke small holes along the perimeter of the dried orange slices and stuff them with cloves. Loop raffia through one hole at the top and tie into a bow.

Dear Santa

Instead of sticking your wish list on the fridge, make these cute scrolls. They pull double duty by decorating the tree and inspiring loved ones with gift ideas.

What you'll need.

Wooden thread spool, paint, paper, felt-tip pen, white glue, ribbon

Directions.

Paint a wooden spool in your favourite

Christmas colour (red, silver, gold, etc.). Allow to dry. Trim a strip of paper to fit on the spool. Write your wish list (or the wish list of a child or friend) on the paper with a felt-tip pen before gluing the list around the spool. Thread a slim ribbon through the spool and tie with a bow. Write your name and the date on a slip of paper and fold it around the ribbon. Glue the ends of the paper together to keep it in place.

Pine Cone Animals

Craft your own version of these Pottery Barn pine cone animals and turn your tree into a forest wonderland.

What you'll need.

Pine cones, white paint, paintbrush, matches or popsicle sticks, felt-tip pen, small stuffed animals, string, hot glue gun

Directions.

Brush pine cones with white paint to bring out their texture. Draw toes onto the ends of matches or popsicle sticks with a felt-tip pen and hot glue gun them to the pine cones as legs or feet. Take apart small stuffed animals from home or a dollar store and glue the heads and tails to the pine cones. You can also make your own heads with fluffy pom poms, fabric paint (to draw noses and eyes) and cardboard cut-outs (for ears and antlers). Tie string around the pine cone and create a loop, or hot glue a loop onto the pine cone.



Midewiwin: The way of the heart. Original life ways of the Anishinaabek

December Cultural Workshop



WAHNAPIITAE FIRST
NATION

259 Taighwenini Trail
Road
Capreol Ontario
P0M 1H0

Phone: 705-858-0610 ext.
209

Fax: 705-858-5570

E-mail:

cultural@wahnapiitaefn.com

Thursday, December 4th, 2014 at Maan Doosh Gamig,
Wahnapitae First Nation Centre of Excellence

Spaghetti Dinner at 5pm


Workshop to follow at 6pm

Workshop Facilitator: Deanna Jones-Keeshig

We welcome you to come and share a meal with us and listen in on the workshop that will give insight into one of the traditional lodges available to Anishinaabe people, as well as the teachings and values of traditional Anishinaabe people.

Miigwetch and we hope to see you there!

WINTER CROSSWORD




Down

- 2. Winter sport on frozen water.
- 3. African-American holiday celebrated in the winter.
- 4. Famous Snowman
- 6. Flakes that fall from the sky.
- 8. The month following January.
- 9. Jewish holiday celebrated in December.
- 11. Santa's Helpers

Across

- 1. Time off from school or work.
- 5. Used to decorate a Christmas tree.
- 7. It's a season for giving _____.
- 10. Holiday celebrated on January 1st.
- 12. Strap them on and go downhill on snow.
- 13. I'm dreaming of a _____ Christmas.



Mnidoo-Giiz'soonhs

Anishinaabemowin

"It is Winter" - Biboon

"It is Snowing" - Zoogpo

Christmas Day—Niibaanamaang (pronounced Knee-Baa-Nim-Mung)

Snow—Goon



Snow Man—Goon Nini

Hat—Wiikwaan

Carrot—Okaadaak

Nose—Jaanzh

Coal—akakanzhe

Stick—Mitigoonhs

Arms—onik

Aanii! Olaf N'dizhnikaaz!
Goon Nini N'daaw



December 5th
an evening Work-
shop & dinner

**"Original life ways of
the Anishinaabe"**

Please RSVP to Liz
705-858-0610 to en-
sure enough food is
prepared.

Miigwetch

DibAAJIMOOWINAN

GEZHTOOJIG EMPLOYMENT & TRAINING

DECEMBER WORKSHOPS

Resume/Cover Letter... Tuesday Dec.02, 2014 10-11am
Interview Skills..... Tuesday Dec.02, 2014 11-12pm
Job Search..... Thurs. Dec.11, 2014 10-12pm
Programs & Services.... Thurs. Dec.18, 2014 10-12pm
(Second Career & Apprentice)



Enter to WIN... \$50.00
(Wal-Mart Gift Certificate)

Beverage & Snacks available
for Participants

BE JOB READY...REGISTER TODAY!

Contact: Melissa...705-524-6772
(mohandley@gezhtoojig.ca)

WE ARE LOCATED NEXT TO...
Hard Rock 42-Gastro Pub, Day's Inn
117 Elm St., Unit 102, Sudbury
Parking Available

**EMPLOYMENT
ONTARIO**
Ontario's employment & training network

Canada



DECEMBER 2014

Gezhtoojig Employment & Training, 117 Elm St., Unit 102, Sudbury, ON P3C 1T3
Tel: 705-524-6772 1-800-361-9256 Fax: 705-524-5152
www.gezhtoojig.ca


Miigwetch! to our friends at Glencore

For their generous gift of 13 Sudbury Wolves hockey game tickets with concession vouchers to our youth.



 StudentAwards

http://c.studentawards.com/EasyMoney2014/?utm_source=initialemail&utm_medium=email&utm_campaign=EasyMoney2014



Enter the
#EasyMoneyScholarship
for a chance to
win* \$1,500

At StudentAwards, we know that student life, while exciting, can also be busy.

Between classes, homework, extra-curriculars and your social life - who has time to search for extra money?

That is why we created the **#EasyMoneyScholarship!**

Simply enter your information and invite a friend for a chance to win 1 of 3 \$1,500* prizes

Scholarship closes December 8, 2014.

SUDBURY
INTEGRATED NICKEL
OPERATIONS
A GLENCORE COMPANY



CONGRATULATIONS!
TO OUR WAHNAPIITAE FIRST NATION/ SUDBURY INTEGRATED NICKEL
OPERATIONS-A GLENCORE COMPANY
SCHOLARSHIP RECIPIENTS
2014/15

MINERAL RELATED

DAKOTA RECOLLET
FAWN PETTIFER

MINING SUPPORT

EMMA ROQUE

Congratulations!
And we wish you continued success



Good Morning:

Canadore College would like to invite you to share and refer possible candidates for the upcoming intense Entrepreneurship Training to held at the West Parry Sound Campus in Parry Sound.

All expenses are covered through the project for youth under 29 years of age. Other referrals who do not meet this criteria (limited seats) will be accepted if alternative funding can be arranged. (Travel, tuition, meals, and accommodations).

Please contact me directly for further information or send applications to Lana Chevrier as per attached.

Miigwech!

Judy Maniwabi, O.C.T., B.A. B.Ed. M. Ed.
 Manager, Community Based & Contract Training
 First Peoples' Centre

CANADORE COLLEGE - PARRY SOUND CAMPUS
2015 Entrepreneurship Training Dates

January

Sun	Mon	Tue	Wed	Thu	Fri	Sat
				1	2	3
4	5	6	7	8	9	10
11	12	13	14	15	16	17
18	19	20	21	22	23	24
25	26	27	28	29	30	31

Training week at Canadore College Parry Sound (Participants)

2015

February

Sun	Mon	Tue	Wed	Thu	Fri	Sat
1	2	3	4	5	6	7
8	9	10	11	12	13	14
15	16	17	18	19	20	21
22	23	24	25	26	27	28

Training week Canadore College Parry Sound (Participants)

Family Day

2015

March

Sun	Mon	Tue	Wed	Thu	Fri	Sat
1	2	3	4	5	6	7
8	9	10	11	12	13	14
15	16	17	18	19	20	21
22	23	24	25	26	27	28
29	30	31				

Training week Canadore College Parry Sound (Participants)

2015

April

Sun	Mon	Tue	Wed	Thu	Fri	Sat
			1	2	3	4
5	6	7	8	9	10	11
12	13	14	15	16	17	18
19	20	21	22	23	24	25
26	27	28	29	30	1	2

Training week Canadore College

Graduation Day on the 1st

Easter Monday

Good Friday

2015



**SUDBURY WORKERS EDUCATION AND ADVOCACY CENTRE
CENTRE D'ÉDUCATION ET D'APPUI DES TRAVAILLEURS DE
SUDBURY**

Qualifications and experience:

- Familiar with Sudbury's diverse labour force, current labour market trends and issues confronting workers in low wage and precarious employment
- Knowledge of Ontario Employment Standards Act and other workplace legislation
- Knowledge of government services, community supports, First Nations resources, francophone services, immigrant services and resources across the Greater Sudbury Area and outlying areas
- Demonstrated ability to work with non-profit organizations, academic institutions, board members, staff, volunteers and students
- Demonstrated experience providing information, referrals, and support to people in the community
- Experience delivering educational workshops, training and/or presentations –working with clear language skills and a popular education approach
- Ability to develop outreach plans, meet deadlines and work collaboratively with staff, a board and volunteers
- Demonstrated ability to work independently

Requirements:

- Strong English and French language writing and presentation skills
- Valid driver's license and vehicle
- Ability to work flexible hours

Please send your cover letter and resume to the attention of the Hiring Committee, at:

sudburyworkerscentre@gmail.com

OR

Sudbury Workers Education and Advocacy Centre
109 Elm St., Suite 209
Sudbury, ON
P3C 1T4

Closing date: DECEMBER 8th, 2014 at 4:00 PM



Youth Small Business Program



Rise Asset Development's Youth Small Business Program is a **free** course for youth aged 16 to 29 who are interested in launching or growing a small business.

The program is a great opportunity to learn essential business and financial skills while developing the confidence required to run a successful business.

Benefits

- Skills to develop a concrete business plan.
- Creative workshops for business idea development
- Rotman Designwork's powerful, customer centric Business Design curriculum.
- In-class coaching from business professionals.
- Use of a laptop for students without computer access.
- \$500 in startup capital for participants who graduate.

Successful graduates are eligible to apply for a low interest business loan from Rise:

- Prime + 0.5% interest rate
- No fees
- We're flexible: loan terms to match client needs
- We lend based on a person's personal readiness and strength of business plan

Eligibility Criteria Includes

- Self-identify as having experienced mental health and/or addiction challenges (anxiety, depression, bipolar disorder, PTSD, anorexia, addiction, autism, ADHD, etc.);
- Be between the ages of 16 and 29;
- Not be enrolled as a full-time student;
- Have a practical idea to start or grow your own for-profit business of any size (full or part-time);
- Unable to obtain traditional bank financing;
- Commit to attend all sessions and submit all work;
- Reside in Ontario and be a Canadian citizen or permanent resident.

Session Info

- Next sessions run in Winter 2015 (starting in January)
- 2 classes per week over 3 months; 2 hours per class;
- Class size of up to 20 people
- For more info: www.riseassetdevelopment.com/youth

In Winter 2015, this program will be offered in Toronto (University of Toronto St. George campus), London, Ottawa, Kingston and Windsor.

To Apply

Applications for the Winter 2015 sessions are open! Places are limited so apply now!

1. Visit www.riseassetdevelopment.com/youth and download our application or call 1-855-464-RISE (7473)
2. Submit your completed application to info@riseassetdevelopment.ca
3. Meet with a Rise team member to discuss your business idea and to answer all of your questions.

Selection will be based on applicant motivation and viability of business idea.

Connect

For more info call us at 1-855-464-RISE (7473) or email info@riseassetdevelopment.ca



Powered by: **Rotman**
designworks

About Rise

Rise Asset Development is a registered **charity** that provides low-interest small business loans, training and mentorship to men and women with a history of mental health and addictions challenges.

www.RiseAssetDevelopment.com

[@riseCAN](https://twitter.com/riseCAN) facebook.com/riseassetdevelopment vimeo.com/riseassetdevelopment





Wahnapitae First Nation's Recycling Guide

Recycling doesn't just end at the curb...that's just the beginning.

At one time, WFN did not have any recycling, now that we do, we need to ensure we do it RIGHT. Thanks to single stream sorting system, all recyclables go in the blue box together and the recycling centre handles all the sorting. However, it is up to us to follow some simple rules. One of the rules is to place your recyclable items loosely in your blue-box. This allows our Waste Diversion Technicians (Paul and Ed) to leave behind non-recyclable items so that you recognize what can and cannot be recycled. Loose items also allow the Recycling Centre to process only recyclable items in an efficient manner. The system requires loose, not bagged material. Blue box materials go through a series of high speed conveyor belts where magnets, gravity and people re-direct sorted loose material into specific categories which are then bundled and shipped to buyers around the world!

Every time you place loose materials in your recycling container you accomplish at least three good deeds for the community:

1. You are diverting waste from our landfill and extending its life.
2. You are ensuring materials such as aluminum and paper that have many lives can be used and reused to their fullest.
3. You are helping to save energy!

We have included a sticker that you can place on your garbage can to help you remember what goes in the blue box. We will also be placing small stickers on any items you place in the blue box that **ARE NOT** recyclable or **ARE NOT** ready to be recycled (e.g. not rinsed out). These items will be left behind so you know that they are not recyclable or that they require further attention.

The WFN Waste Diversion Technicians have developed RECYCLING INCENTIVE AWARDS in an effort to recognize the commitment and dedication of the WFN community to recycling and waste diversion programs! We are watching who is recycling and who is doing GREAT at it! If you have any questions or concern, please talk to Ed or Paul.

Chi Miigwetch Paul MacDonald & Ed Roque.

BLUE BOX ITEMS:



Corrugated cardboard and pizza boxes
(flatten and remove plastics)




Cereal/tissue box, cardboard tubes



Newspapers, magazines, catalogues, inserts, telephone books and books



Household paper



Clear and coloured glass jars/bottles



Milk and juice containers/cartons



Plastic bottles, jugs, tubs, pails, trays and foam packaging




Plastic bags



Aluminum and steel cans, aluminum foil, pie plates and trays



Cardboard cans



Empty paint cans and aerosol cans
(empty and dry, lids removed)



Egg cartons


Items that CAN go in the BLUE BOX!

Corrugated Cardboard and Pizza Boxes	<ul style="list-style-type: none"> ○ Flatten to a 30" x 30" size ○ Remove all plastics. ○ Do not include waxed cardboard.
Box Board	<ul style="list-style-type: none"> ○ Cereal ○ Shoe ○ Detergent ○ Cracker ○ Toothpaste ○ Paper rolls. ○ Remove plastic rolls and flatten.
Newspaper, Magazines, Catalogues & Junk Mail	<ul style="list-style-type: none"> ○ Newspapers ○ Inserts ○ Flyers/Junk Mail ○ Magazines & Catalogues ○ Telephone Books ○ Hard and Soft Cover Books.
Household Paper:	<ul style="list-style-type: none"> ○ Writing/printer paper ○ Envelopes ○ Greeting cards ○ Non-foil gift wrap ○ Non-treated paper bags.
Plastic Bottles, Jugs, Tubs, Pails, Trays, and Foam Packaging:	<ul style="list-style-type: none"> ○ Look for the #1, #2, #4, #5 and #6 recycling symbol to determine if the packaging is recyclable. ○ Exclude motor oil jugs, foam peanuts, foam insulation. ○ Rinse ALL plastics.
Plastic Bags	<ul style="list-style-type: none"> ○ Grocery, bread, produce and frozen vegetable bags. ○ Dry cleaning bags ○ Outer wrapper for toilet paper and other paper products. ○ Remove paper receipts and place bags in one tied bag.
Clear and Coloured Glass Bottles and Jars	<ul style="list-style-type: none"> ○ Make sure to rinse all glass.
Milk & Juice Containers/Cartons	<ul style="list-style-type: none"> ○ Juice boxes ○ Milk cartons, packaged milk and soy beverages ○ Wine packs ○ Remove straws and rinse.
Egg Cartons	<ul style="list-style-type: none"> ○ Paper and foam egg cartons.
Aluminum & Steel Cans, Aluminum Foil, Pie Plates and Trays	<ul style="list-style-type: none"> ○ Food and beverage cans such as soda cans and vegetable cans. ○ RINSE.
Empty Paint Cans and Aerosol Cans	<ul style="list-style-type: none"> ○ Ensure paint can is empty and dry. ○ Remove lids from cans and recycle separately.
Cardboard Cans	<ul style="list-style-type: none"> ○ Remove plastic seal off cardboard cans and rinse

Items that CANNOT be Recycled!

Plastic	<ul style="list-style-type: none">○ Chip Bags and zipper style bags○ Straws○ Styrofoam peanuts○ Bubble wrap○ Crinkly plastic such a pasta packages○ Motor oil containers
Glass	<ul style="list-style-type: none">○ Broken glass○ Windows/mirrors○ Light bulbs○ Pottery○ Ceramic dishes and cups
Paper/Fibre	<ul style="list-style-type: none">○ Cereal/cracker box LINERS○ Plastic food wrap○ Disposable paper cups○ Wood or wood crates○ Potatoe/flour/sugar and pet food bags
Metal	<ul style="list-style-type: none">○ Food contaminated foil○ Coat hangers○ Pots and pans

COMMUNITY INVITATION TO THE SCHOOL OF ARCHITECTURE'S OPEN HOUSE



**BIRCH BARK CANOE BUILDING
DECEMBER 13, 2014
FROM 12:00 PM – 4:00 PM**

A few WFN Community members have been working with Metis Elder Marcel Labelle to build a birch bark canoe. You are invited to the School of Architecture for an open house to come check out the canoe.

85 Elm Street Sudbury, Ontario, Canada P3C 1T5 +1 (705) 673 6500

BIRCH BARK CANOE BUILDING IN PARTNERSHIP WITH SUDBURY SCHOOL OF ARCHITECTURE

UPDATE

The birch bark canoe building is in its final stages, Larry and Raven are attending this great workshop. They have both commented on what an amazing experience this has been. Larry has been videotaping the whole workshop, and plan to share their experience with the community. The canoe will be brought back to the community and in the spring. Marcel Labelle, the birch bark canoe building instructor and Sudbury School of architecture will come to the community to have a naming ceremony and a ceremonial launch of the canoe.

Sudbury School of Architecture is hosting an open house on December 13, 2014 from 12pm-4pm and everyone is welcome to attend.

Pictures from Councillor Larry



COMMUNITY INVITATION TO THE SCHOOL OF ARCHITECTURE'S OPEN HOUSE



**BIRCH BARK CANOE BUILDING
DECEMBER 13, 2014
FROM 12:00 PM – 4:00 PM**

A few WFN Community members have been working with Metis Elder Marcel Labelle to build a birch bark canoe. You are invited to the School of Architecture for an open house to come check out the canoe.

85 Elm Street Sudbury, Ontario, Canada P3C 1T5 +1 (705) 673 6500



Wahnapitae First Nation's Recycling Guide

Recycling doesn't just end at the curb...that's just the beginning.

At one time, WFN did not have any recycling, now that we do, we need to ensure we do it RIGHT. Thanks to single stream sorting system, all recyclables go in the blue box together and the recycling centre handles all the sorting. However, it is up to us to follow some simple rules. One of the rules is to place your recyclable items loosely in your blue-box. This allows our Waste Diversion Technicians (Paul and Ed) to leave behind non-recyclable items so that you recognize what can and cannot be recycled. Loose items also allow the Recycling Centre to process only recyclable items in an efficient manner. The system requires loose, not bagged material. Blue box materials go through a series of high speed conveyor belts where magnets, gravity and people re-direct sorted loose material into specific categories which are then bundled and shipped to buyers around the world!

Every time you place loose materials in your recycling container you accomplish at least three good deeds for the community:

1. You are diverting waste from our landfill and extending its life.
2. You are ensuring materials such as aluminum and paper that have many lives can be used and reused to their fullest.
3. You are helping to save energy!

We have included a sticker that you can place on your garbage can to help you remember what goes in the blue box. We will also be placing small stickers on any items you place in the blue box that **ARE NOT** recyclable or **ARE NOT** ready to be recycled (e.g. not rinsed out). These items will be left behind so you know that they are not recyclable or that they require further attention.

The WFN Waste Diversion Technicians have developed RECYCLING INCENTIVE AWARDS in an effort to recognize the commitment and dedication of the WFN community to recycling and waste diversion programs! We are watching who is recycling and who is doing GREAT at it! If you have any questions or concern, please talk to Ed or Paul.

Chi Miigwetch Paul MacDonald & Ed Roque.

BLUE BOX ITEMS:



Corrugated cardboard and pizza boxes
(flatten and remove plastics)



Cereal/tissue box, cardboard tubes



Newspapers, magazines, catalogues, inserts, telephone books and books



Household paper



Clear and coloured glass jars/bottles



Milk and juice containers/cartons



Plastic bottles, jugs, tubs, pails, trays and foam packaging



Plastic bags



Aluminum and steel cans, aluminum foil, pie plates and trays



Empty paint cans and aerosol cans
(empty and dry, lids removed)



Egg cartons